



Compact Recirculating Dishwasher

MODEL: B42PN

- Recirculating under counter Dishwasher
- Up to 1200 pieces per hour
- 3 Wash programs to match degree of soil
- Top mounted controls minimises bending
- Integrated detergent pump
- Durable stainless steel wash arms
- Easy to use electro mechanical controls
- Safety Cut-out fitted to door



FEATURES

BENEFITS

SUPPLIED WITH 400 x 400MM (14" x 14") FLAT RACK, PLATE / SAUCER SUPPORT AND CUTLERY BASKET, WILL ACCEPT 435 x 435MM AND 430 x 360MM (17" x 14") RACKS	➔	UP TO 240 SMALL PLATES PER HOUR, 400 x 400MM RACKS CAN BE SUPPLIED WITH INDIVIDUAL COMPARTMENTS TO PROTECT TALL STEM GLASSWARE
EASILY REMOVABLE SPRAY ARMS AND FILTERS	➔	REDUCED CONTAMINATION OF WASH WATER WITH SOIL GIVES LOW DETERGENT CONSUMPTION
LOW ENERGY CONSUMPTION	➔	OPERATES FROM SINGLE PHASE 15 AMP ELECTRICAL SUPPLY
DETERGENT PUMP FITTED AS STANDARD	➔	INTEGRATED HOSES DROP STRAIGHT INTO CHEMICALS
ALL STAINLESS STEEL CONSTRUCTION	➔	ENSURES RIGIDITY AND DURABILITY
SAFETY CUT-OUT FITTED TO DOOR	➔	ENSURES SAFE OPERATION



" The ONLY HACCP approved Warewashing made in Australia for your protection "



10 YEARS GUARANTEE OF PARTS AVAILABILITY
6 YEARS WARRANTY ON STAINLESS BODY
2 YEARS WARRANTY ON WASH PUMP
1 YEAR WARRANTY ON PARTS & LABOUR



1800 013 123

goldsteineswood.com.au



Compact Recirculating Dishwasher

B42PN (400 x 400 Racks)

Suits all popular Wash Rack Sizes:

The large wash chamber has been designed to accept all popular wash rack sizes including: 400 x 400mm, 400 x 430mm as well as 430 x 360mm. A generous 295mm clear chamber height easily caters for tall stem glassware, jugs and plates. An impact resistant 400 x 400mm polypropylene rack is supplied as standard.

Optional polypropylene racks with customised individual compartments for high cost glassware are also available.

Fully Automatic Operation:

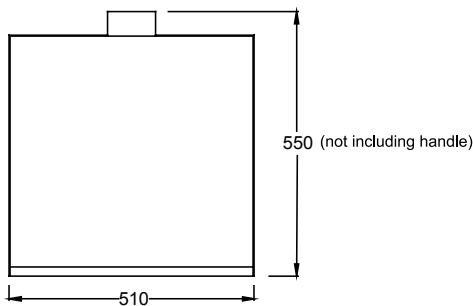
Simply select an appropriate wash cycle time and push "start" button. Your Eswood dishwasher will do the rest, from wash to final rinse, including detergent injection. Upper and lower rotating wash arms with multiple jets ensure maximum wash and rinse coverage. The boost heater is thermostatically controlled and interlocked to machine operation to ensure correct sanitising every time.

Designed and Built to Eswood's Quality Endorsed Standards:

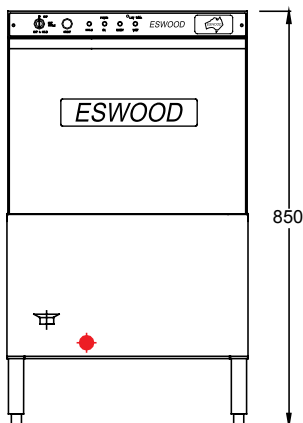
Eswood dishwashers are Australian designed and manufactured to meet your needs. They comply with all the Australian Health and Plumbing Safety regulations. The long-life stainless steel body has an attractive and easy to clean satin finish. All internal components are manufactured from selected high durable materials to ensure outstanding service under constant commercial use.

Easy Installation:

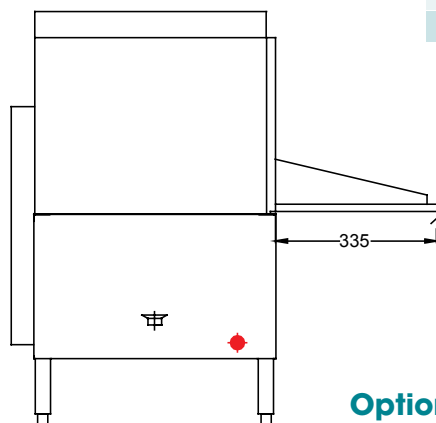
Height adjustable legs eliminate the need for a plinth or sealing to the floor to meet health regulations. Just connect the inlet hoses to hot and cold taps, connect the outlet to a drain and plug the cord into a 15amp, 240V power outlet.



TOP VIEW



FRONT VIEW



SIDE VIEW

MODEL: B42PN Specifications:

Dimensions (WxDxH):	510 x 550 x 850 mm
Depth with door open:	885 mm
Rack Size - R402 (WxD):	400 x 400 mm
Weight:	50 kg
Electric Connection:	15A Single Phase - 240V
Rating:	3.3 kW
Water Supply:	65°C / 2-4 bar (28-56 psi)
Packed:	0.2 m ³
Meal Service:	30 light meals
Wash Cycle:	60 sec, 90 sec, 120 sec
Water Consumption:	3L cycle
Tank Capacity:	13L
Detergent Pump:	Fitted

- ⌘ Drain 2" BSP Gravity
- ◆ Hot water supply 3/4" BSP.

Options

- Drain pump: Required when gravity drain is not applicable.
- Rinse pump: Required when water pressure is below 28 psi.
- Thermometer: Required for accurate temperature reading.

Goldstein Eswood continually works on improving our products, so dimensions may change without notice. For any construction critical dimensions please check with us.

GOLDSTEIN ESWOOD
 211 - 217 Woodpark Rd SMITHFIELD NSW 2164
 T: 1800 013 123 F: 02 96045420
 E: sales@goldsteineswood.com.au

